

RALSON

TIRES TREAD NEW PATHS



MEDIUM & HEAVY TRUCK TIRE GUIDE

A WINNING FORMULA FOR THE US TRUCKING INDUSTRY

Global tire manufacturer Ralson has developed one of the world's most advanced medium / heavy truck tire manufacturing facilities, with a current production capacity of four million tires per year . . . with expansion plans.

The company is committed to supplying the US market with high-quality TBR tires that deliver a low total cost of ownership for trucking fleets and owner operators.

While the company is new to the US, Ralson has a proven track record in the global tire industry and currently supplies bicycle and automotive tires to more than 70 countries through the committed efforts of its 4,000 employees.

Ralson, India's fastest growing tire company, started its journey in 1974 with the production of bicycle tires. Today, Ralson is one of the top 5 bicycle tire producers worldwide.

Ralson began production of automotive tires in 2000 and is now India's fastest growing automotive tire brand.

Ralson's winning formula has been an unflagging commitment to total quality manufacturing (TQM) practices and customer service that continually exceeds expectations.

SATISFIED CUSTOMERS FOR TIRE DEALERS AND LOWER OPERATING COSTS FOR TRUCKING COMPANIES

Multiple factors help create a thriving commercial tire dealership, but satisfied customers are #1. Repeat customers and positive word-of-mouth are the lifeblood of a successful tire dealer. Dealers who sell Ralson will hear "I want more Ralson" from their customers due to an unbeatable combination of acquisition price and performance.

Tires represent the 2nd largest operating cost for fleets after fuel. Ralson TBR tires will deliver a competitive edge -- outstanding performance and a lower total cost of ownership -- to help fleets succeed in an increasingly tough business environment.



A TECHNOLOGY ADVANTAGE

Ralson has assembled a team of R&D engineers and rubber technologists responsible for some of the industry's most renowned commercial tire tread patterns. They have been armed with the most advanced computer simulation and testing equipment.

Utilizing the ultra-sophisticated computer programs, the R&D team has developed tread patterns and casing designs ideally suited for operating efficiently on America's highways and roads. Ralson tires are put through exhaustive testing inside labs equipped with Virtual Simulation Capabilities (FEA) and then thoroughly punished on a wide variety of surfaces.

The manufacturing process at Ralson's new, highly advanced plant is the next key ingredient. From best-in-class extrusion equipment to RFID enabled bead preparation, the massive facility is consistently rolling out TBR tires of superior quality.

A thorough final inspection process is the final ingredient. X-ray inspections, stringent endurance testing, uniformity tests, dynamic balancing, and other state-of-the-art propriety tests ensure that fleets and owner operators can depend on Ralson tires for long tread wear, dependable traction and durability.

We tread far and wide globally. Ralson has best-in-class equipment sourced from leading manufacturers based out of The Netherlands, USA, Germany, Italy, Japan, France and many more countries.

NITROGEN CURING VERSUS HOT WATER CURING









The Ralson plant uses a nitrogen cure system instead of the hot water cure system deployed in many tire manufacturing facilities. The nitrogen cure system allows better control of the curing process which leads to greater tire uniformity. This means longer tire life and driver ride comfort for Ralson customers. The nitrogen process also benefits the environment by conserving water.

ENVIRONMENTAL STEWARDSHIP

Environmental protection and sustainability were key objectives when the Ralson plant was designed and constructed.

- **Thousands of tree saplings were planted in and around the premises.**
- **All effluents are recycled.**
- **Rainwater is harvested, making the most out of Indian monsoons and steam; thereby reducing water consumption needs.**
- **A commitment to creating low rolling resistance tires reduces the carbon footprint.**
- **Durable, sturdy casings facilitate more retreading, resulting in less tire carcasses in landfills.**

APPLICATION GUIDE

	<i>RMR51</i>	<i>RDR52</i>	<i>RDR55</i>	<i>RDR65</i>	<i>RTR51</i>	<i>RTR71</i>	<i>RAC55</i>
PAGE #	5 - 6	7 - 8	9 - 10	11 - 12	13 - 14	15 - 16	17 - 18
 TRACTOR [DAY CAB]	■	■	■				
 BULK TRUCK	■	■	■				
 CLOSED AXLE TRAILER	■				■	■	
 SPREAD AXLE TRAILER	■				■	■	
 STRAIGHT TRUCK	■	■	■				
 PICK-UP & DELIVERY TRUCK	■	■	■	■			
 WASTE HAUL							■
 CONSTRUCTION							■
225/70R19.5	14G			14G			
245/70R19.5	16H			16H			
255/70R22.5	16H						
295/75R22.5	16H	16H	16H		14G	14G	
315/80R22.5							20L
11R22.5	16H	16H	16H		14G	14G	16H
11R24.5	16H	16H	16H		14G		16H
285/75R24.5	14G	14G			14G		



RMR51

REGIONAL STEER / ALL POSITION



SKU	TIRE SIZE	PLY RATING LOAD RANGE	RIM MEAS. [IN]	MAX TIRE LOAD / PRESSURE		OVERALL DIAMETER [IN]	TREAD DEPTH [32NDS]	REVS PER MILE	SLR [IN]	MAX SPEED [MPH]	WEIGHT [LBS]	TIRE TYPE
				SINGLE [LBS / PSI]	DUAL [LBS / PSI]							
10000491	225/70R19.5	14G	6.75	3970/110	3750/110	32.0	16	648	14.9	81	64	TL
10000471	245/70R19.5	16H	7.50	4938/120	4674/120	33.0	18	628	15.3	81	73	TL
10000331	11R22.5	16H	8.25	6610/120	6005/120	41.5	20	499	19.3	81	125	TL
10000371	11R24.5	16H	8.25	7160/120	6610/120	43.5	20	476	20.3	81	128	TL
10000451	255/70R22.5	16H	7.50	5510/120	5070/120	36.7	18	565	17.1	75	95	TL
10000291	295/75R22.5	16H	9.00	7160/120	6610/120	40.2	20	515	18.8	75	121	TL
10000411	285/75R24.5	14G	8.25	6175/110	5675/110	41.7	20	496	19.6	75	127	TL



- 1 - **Integrated Sipes** provide superior all-weather traction and cooler running for extended tread life.
- 2 - **Wider Shoulder Rib** effectively handles lateral forces and resists tearing for long tread and casing life.
- 3 - **Sinusoidal Shoulder Groove** promotes dependable traction, shoulder stability and low rolling resistance for uniform wear and fuel efficiency.
- 4 - **Optimized Groove Angle with Stone Ejector** enhances self-cleaning for long tread life and less downtime.
- 5 - **Balanced Rib Ratio** distributes pressure evenly for outstanding wear.



RDR52

DRIVE / CLOSED SHOULDER



SKU	TIRE SIZE	PLY RATING LOAD RANGE	RIM MEAS. [IN]	MAX TIRE LOAD / PRESSURE		OVERALL DIAMETER [IN]	TREAD DEPTH [32NDS]	REVS PER MILE	SLR [IN]	MAX SPEED [MPH]	WEIGHT [LBS]	TIRE TYPE
				SINGLE [LBS / PSI]	DUAL [LBS / PSI]							
10000351	11R22.5	16H	8.25	6610/120	6005/120	42.1	28	493	19.6	81	133	TL
10000391	11R24.5	16H	8.25	7160/120	6610/120	44.1	28	470	20.6	81	137	TL
10000311	295/75R22.5	16H	9.00	7160/120	6610/120	40.7	28	509	19.0	75	130	TL
10000431	285/75R24.5	14G	8.25	6175/110	5675/110	42.2	28	490	19.8	75	133	TL



- 1 - 3D Matrix Sipes** improve tread block stiffness for a stable footprint, even wear and long tread life.
- 2 - Stable Closed Shoulder** effectively manages weight and torque for even wear.
- 3 - Integrated Blocks with Tie Bar** enhance block rigidity for dependable traction and uniform wear.
- 4 - Optimized Groove Angle** provides extraordinary self-cleaning action for improved tread and casing life.



RDR55

DRIVE / OPEN SHOULDER



SKU	TIRE SIZE	PLY RATING LOAD RANGE	RIM MEAS. [IN]	MAX TIRE LOAD / PRESSURE		OVERALL DIAMETER [IN]	TREAD DEPTH [32NDS]	REVS PER MILE	SLR [IN]	MAX SPEED [MPH]	WEIGHT [LBS]	TIRE TYPE
				SINGLE [LBS / PSI]	DUAL [LBS / PSI]							
10000341	11R22.5	16H	8.25	6610/120	6005/120	41.9	26	495	19.5	81	131	TL
10000381	11R24.5	16H	8.25	7160/120	6610/120	43.9	26	472	20.5	81	135	TL
10000301	295/75R22.5	16H	9.00	7160/120	6610/120	40.6	26	511	18.9	75	127	TL



- 1 - Wider Open Shoulder** resists tearing and dissipates heat for improved tread and casing life.
- 2 - Balanced Rib Ratio** enhances driver control and comfort by evenly distributing pressure across the tread.
- 3 - 3D Matrix Sipes** stiffen the tread blocks for even wear, long tread life and superior retreadability.
- 4 - Optimized Groove Angle** provides excellent self-cleaning action for less downtime and longer tread wear.



RDR65

DRIVE / OPEN SHOULDER



SKU	TIRE SIZE	PLY RATING LOAD RANGE	RIM MEAS. [IN]	MAX TIRE LOAD / PRESSURE		OVERALL DIAMETER [IN]	TREAD DEPTH [32NDS]	REVS PER MILE	SLR [IN]	MAX SPEED [MPH]	WEIGHT [LBS]	TIRE TYPE
				SINGLE [LBS / PSI]	DUAL [LBS / PSI]							
10000481	225/70R19.5	14G	6.75	3970/110	3750/110	32.2	20	644	15.0	81	67	TL
10000461	245/70R19.5	16H	7.50	4938/120	4674/120	33.2	20	626	15.4	81	75	TL





- 1 - 3D Matrix Sipes** improve tread block robustness for a stable footprint, even wear, and long tread life.
- 2 - Wider Open Shoulder** effectively handles turning side forces and resists tearing for extended tread life.
- 3 - Optimized Groove Angle with Stone Ejector** enhances self-cleaning for long tread life and less downtime.
- 4 - Balanced Rib Ratio** distributes pressure evenly for excellent handling and driving comfort.
- 5 - Integrated Blocks with Tie Bar** enhance block rigidity for high traction and uniform wear.



RTR51

TRAILER



SKU	TIRE SIZE	PLY RATING LOAD RANGE	RIM MEAS. [IN]	MAX TIRE LOAD / PRESSURE		OVERALL DIAMETER [IN]	TREAD DEPTH [32NDS]	REVS PER MILE	SLR [IN]	MAX SPEED [MPH]	WEIGHT [LBS]	TIRE TYPE
				SINGLE [LBS / PSI]	DUAL [LBS / PSI]							
10000601	11R22.5	14G	8.25	6175/105	5840/105	41.0	12	507	19.1	75	114	TL
10000611	11R24.5	14G	8.25	6610/105	6005/105	43.0	12	482	20.1	75	118	TL
10000281	295/75R22.5	14G	9.00	6175/110	5675/110	39.7	12	523	18.5	81	111	TL
10000441	285/75R24.5	14G	8.25	6175/110	5675/110	41.2	12	499	19.5	75	119	TL



- 1 - Full-depth Multi-dimensional Sipes** counter irregular wear and rib tearing for higher mileage and even wear.
- 2 - Corrugated Cooling Fins** effectively dissipate heat for long casing life.
- 3 - Chamfered Solid Shoulder** counters lateral forces in high scrub applications for even shoulder wear.
- 4 - Balanced Rib Ratio** distributes pressure evenly for long tread life.



RTR71

TRAILER - DEEP TREAD / SPREAD AXLE



SKU	TIRE SIZE	PLY RATING LOAD RANGE	RIM MEAS. [IN]	MAX TIRE LOAD / PRESSURE		OVERALL DIAMETER [IN]	TREAD DEPTH [32NDS]	REVS PER MILE	SLR [IN]	MAX SPEED [MPH]	WEIGHT [LBS]	TIRE TYPE
				SINGLE [LBS / PSI]	DUAL [LBS / PSI]							
10000671	11R22.5	14G	8.25	6175/105	5840/105	41.3	16	500	19	75	119	TL
10000651	295/75R22.5	14G	9.00	6175/110	5675/110	39.9	16	516	19	81	116	TL



1 - Corrugated Cooling Fins ensure better heat dissipation for increased casing life.

2 - Chamfered Solid Shoulder counters lateral forces in high scrub applications for even shoulder wear.

3 - Balanced Rib Ratio evenly distributes pressure for high mileage and excellent driver comfort.

4 - Wide 4-Belt Package provides uniform ground contact for excellent impact absorption and casing retreadability.



RAC55

CONSTRUCTION / WASTE - ALL POSITION



SKU	TIRE SIZE	PLY RATING LOAD RANGE	RIM MEAS. [IN]	MAX TIRE LOAD / PRESSURE		OVERALL DIAMETER [IN]	TREAD DEPTH [32NDS]	REVS PER MILE	SLR [IN]	MAX SPEED [MPH]	WEIGHT [LBS]	TIRE TYPE
				SINGLE [LBS / PSI]	DUAL [LBS / PSI]							
10000501	315/80R22.5	20L	9.00	10200/130	9090/130	42.8	24	485	19.9	68	161	TL
10000621	11R22.5	16H	8.25	6610/120	6005/120	41.8	24	494	19	68	128	TL
10000631	11R24.5	16H	8.25	7160/120	6610/120	43.8	24	471	20	68	131	TL



- 1 - Open Shoulder Pattern** with tie bar provides powerful traction and self-cleaning capability.
- 2 - Optimized Groove Angles with Stone Ejectors** deliver less downtime by effectively eliminating stones from tread area.
- 3 - Chip / Cut Compound** enhances tire life and improves casing integrity.
- 4 - Integrated Blocks with Tie Bar and Notches** provide uniform wear for longer tread life and maximum durability.

TIRE INFLATION AND SAFETY

- A serious injury or even death may result from tire failure due to improper inflation.
- Improper mounting could result in the explosion of the tire/rim assembly.
- Tires should be mounted by trained individuals only.
- The inflation pressure enables a tire to support the load and to control the vehicle. Therefore, proper inflation is critical. With the right amount of inflation pressure, the vehicle and the tires will achieve their optimum performance, in addition to tire safety. This means the tires will wear longer and improve vehicle fuel consumption. Note that some vehicles may have different cold inflation pressures for tires on the front and rear axles. The recommended inflation pressures for tires are typically measured in pounds per square inch (psi) and are based upon the weight placed on the tire.

HOW TO MOUNT A TIRE

- Only specially trained individuals should mount tires.
- Refer to the USTMA (United States Tire Manufacturer's Association) for procedures for de-mounting and mounting medium/heavy truck tires. Understand the procedures and safety warnings before proceeding with de-mounting, mounting and inflating tires.
- Always lubricate both beads and rim flanges with approved rubber lubricant before mounting a tire on a rim.
- Always match rim diameter with tire diameter. Mount tire only on the proper size rim.
- Never inflate a medium/heavy truck tire that is lying on the floor or another flat surface.
- Always use a tire mounting cage with a hold down device.

LIMITED MANUFACTURER'S WARRANTY

What is Covered Under Warranty

Eligibility Criteria

You are the owner or authorized agent of the owner of new RALSON brand TBR tires. Your tire(s) bear Department of Transportation (DOT) prescribed tire identification numbers and are not branded "NA" (non-adjustable). Your RALSON brand TBR tires have been used only on the vehicle on which they were originally installed as suggested by vehicle manufacturers and recommendations by Ralson Tire North America, Inc. (RTNA).

Owners Obligation

- Present the tire(s) to an authorized dealer of RTNA in the United States, Canada, or Mexico

- Fill out an RTNA Warranty Claim form, complete all required data field, and submit to RTNA Warranty Department
- Provide original proof of purchase, invoice, or receipt of the tires being submitted

No Charge Replacement

Eligible RALSON brand TBR tires will be repaired or replaced free of charge (excluding taxes) with an equivalent RALSON brand TBR tire up to the first 10% of original usable tread depth (more than 2/32nds remaining tread) or within 12 months from date of purchase if the tire is no longer usable . If the tire is without proof of purchase date, then within 12 months from the date of manufacture – whichever occurs first.

LIMITED MANUFACTURER'S WARRANTY [CONTINUED]

Prorated Tire Replacement

(Limited Warranty with respect to Defects in Material, Workmanship, or Design)

If a RALSON brand TBR tire becomes unserviceable due to a defect in design, workmanship or material after the first 2/32nds of usable tread is worn or more than 12 months have elapsed from date of purchase, whichever comes first, you will be entitled to a prorated percentage allowance applicable to the purchase price of an equivalent new RALSON brand TBR tire or another equivalent tire brand marketed by RTNA. Tires used in mining and logging service are not covered under this warranty.

Minimum Casing Values (for Prorated Tire Replacement)

Radial Casing Warranty Values

SIZE	ALLOWANCE
ALL 17.5" rim diameter sizes	\$20.00
225/70R19.5, 245/70R19.5	\$30.00
10R22.5	\$40.00
255/70R22.5, 275/70R22.5	\$60.00
11R22.5, 11R24.5, 295/80R22.5	\$65.00
295/75R22.5, 285/75R24.5	\$65.00
315/80R22.5	\$75.00
385, 425, 445/65R22.5	\$75.00
445/50R22.5	\$85.00

Limited Radial Casing Retread Warranty

All RALSON brand TBR casings will be warranted for workmanship and materials at 100% for the **first, second, and third retread** up to a period of **7 YEARS** from the date of purchase, as verified by proof of purchase or the date of manufacture. Tires used in mining and logging service are not covered under this warranty.

Retread Allowance

Casing Allowance

TREAD DEPTH REMAINING (INCHES)	TOTAL ALLOWANCE RETREADED TIRES RETREAD ALLOWANCE + CASING ALLOWANCE
More than 14/32nds	\$35.00 + Casing Allowance
8/32nds to 14/32nds	\$25.00 + Casing Allowance
Less than 8/32nds	Casing Allowance Only

What is NOT Covered Under Warranty

Irregular Wear or Damage due to:

- Road hazards, punctures, cuts, snags, impact breaks, etc.
- Mechanical conditions of the vehicle
- Tires with weather cracking which were manufactured seven (7) or more years prior to the presentation are not covered
- Accident or vandalism
- Wreck, collision of tire
- Improper inflation, overloading, high speed spin up, misapplication, misuse, negligence, racing, chain damage or improper mounting or de-mounting
- Any tire intentionally altered to change its appearance
- Tires branded or marked "non-adjustable" (NA) or blemished (Blem) or previously adjusted
- Misapplication of tire, use of improper inner tube or flap
- Alteration of the tire or addition of alien material
- Transfer from one vehicle to another
- Loss occurred over time or use, incidental or consequential damages
- Ride disturbance after the first 2/32nds of tread wear or due to damaged wheels or any other vehicle condition
- Material added to a tire after leaving a factory producing Ralson brand tires like tire fillers, sealants or balancing substances. If the added materials are the cause of the tire becoming unstable, the tire will not be adjusted.
- Cost of mounting and balancing service except what is covered under warranty
- TBR tire failure due to faulty retreading or material
- This limited warranty is applicable only in the United States, Canada, and Mexico. Any tire used or equipped on a vehicle outside of the United States, Canada, and Mexico is not covered by this warranty.

Blank lined paper for writing.



725 Cool Springs Blvd., STE 330 | Franklin, TN 37067
615.985.TIRE (8473) | 844.985.TIRE (8473) TOLL FREE
contactRTNA@ralson.com

RalsonTires.com