




RDR55

Drive Open Shoulder

	Feature	Advantage	Benefits
A	Integrated blocks with tie bar	High traction enhance block rigidity low rolling resistance	Uniform wear throughout tire tread life
B	Optical sipes	Initial traction & Improved heat dissipation	Even wear & long tread life
C	Intricate siping	Improves tread blocks stiffness during acceleration & breaking stable footprint	Even wear & Long tread life Higher retreadability
D	Open shoulder	Manage weight & torque	Even wear
E	Balanced rib ratio	Even pressure distribution excellent handling	Higher mileage and even wear wear better driving control & driving comfort
F	Optimized groove angle	Self cleaning less downtime	Improved tread and casing Life

Wear Progression		25%		50%		75%
------------------	---	------------	---	------------	---	------------

SKU	Tire Size	Ply Rating/ Load Range	Weight (Lbs)	Meas. Rim (IN.)	Overall Diam. (IN.)	Static Load Radius(IN.)	Tread Depth (32nds)	Max Tire Load Single (Lbs/Psi)	Max Tire Load Dual (Lbs/Psi)	Max Speed (mph)	Rev. Per mile	Tire Type (TT/TL)
10000341	11R22.5	16H	131	8.25	41.9	19.5	26	6610/120	6005/120	81	495	TL
10000381	11R24.5	16H	135	8.25	43.9	20.5	26	7160/120	6610/120	81	472	TL
10000261	295/75R22.5	14G	127	9.00	40.59	19.0	26	6175/110	5675/110	81	508	TL
10000301	295/75R22.5	16H	127	9.00	40.6	18.9	26	6610/120	6005/120	75	511	TL