

RALSON
TIRES TREAD NEW PATHS

RDL55
Apex —————
PERFORMANCE



RDL55 A SPECIALIZED LINE HAUL DRIVE TIRE

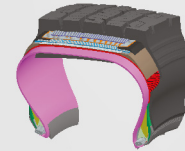
Engineered for Premium Performance

SUPERIOR MILEAGE AND LOW ROLLING RESISTANCE

- Advanced material engineering
- 4th generation polymers
- Specialized bonding chemicals
- Powering smarter miles



CONFIDENT CONTROL. EXCEPTIONAL STABILITY

- Multi-dimensional siping for enhanced grip
- Open shoulder design with optimized rib distribution
- Advanced sinusoidal groove design for improved traction control
- Enhanced tread footprint for better performance



EXTENDED CASING LIFE MAXIMUM VALUE

- Maximize retread potential
- Reinforced belt package for improved casing integrity
- High-strength bead architecture
- Enhanced air retention properties



PRECISION ENGINEERING

- Intricate sipes for better performance
- Full depth sipes for excellent traction
- Higher traction with enhanced grip and durability

DIFFERENTIATOR:



Higher Mileage



Intricate Dense Sipes



Low Rolling Resistance



Better Fuel Efficiency

TECHNICAL SPECIFICATIONS



Tire Size	Ply Rating	Standard Rim (Inch)	Overall Diameter (Inch)	Overall Width (Inch)	Tread Depth (32nds)	Single Load (lbs/psi)	Dual Load (lbs/psi)	Max Speed (mph)
	Load Range							
11R22.5	16H	8.25	41.9	11.8	25	6610/120	6005/120	81
295/75R22.5	14G	9.00	40.5	11.8	25	6175/110	5675/110	81
295/75R22.5	16H	9.00	40.5	11.7	25	6610/120	6005/120	81

RDL55 represents the APEX capability of the group in bringing together cutting-edge technologies, novel best-in-class materials, and proprietary manufacturing processes.

APEX TIRE TECHNOLOGY